



Technical Service Information Bulletin

December 17, 2003

Title:

GLOVE BOX RATTLE

Models:

'04 RX 330

NVH
NV012-03

Introduction Some customers may experience a rattle from the bracket of the glove box area. The following procedure has been developed to reduce the noise.

Applicable Vehicles

- **2004** model year **RX 330** vehicles.

**Required
Tools &
Material**

TOOLS & MATERIAL	PART NUMBER	QUANTITY
Noise Kit	08231-00801	1

**Warranty
Information**

OP CODE	DESCRIPTION	TIME	OFF	T1	T2
550101	Remove Glove Compartment Door Assembly	0.2	55303-48060-A0	44	44
Combo Z	Insulate Glove Compartment Door Assembly	0.1			

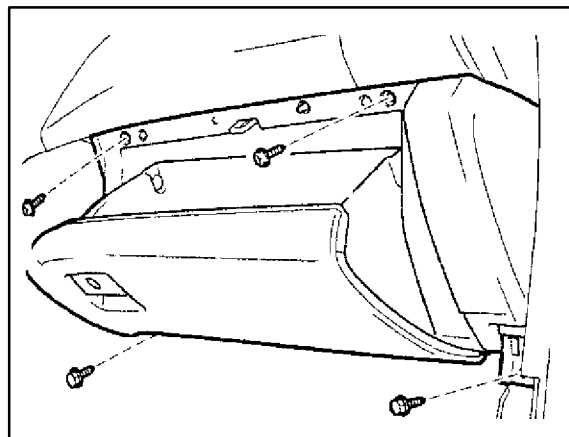
Applicable Warranty*:

This repair is covered under the Lexus Comprehensive Warranty. This warranty is in effect for 48 months or 50,000 miles, whichever occurs first, from the vehicle's in-service date.

* Warranty application is limited to correction of a problem based upon a customer's specific complaint.

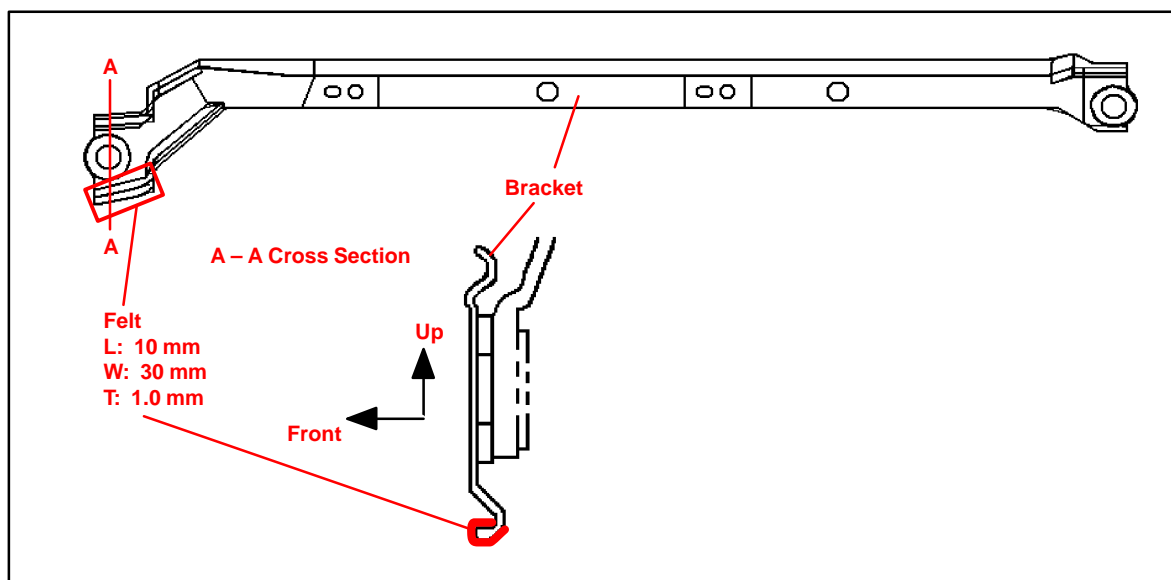
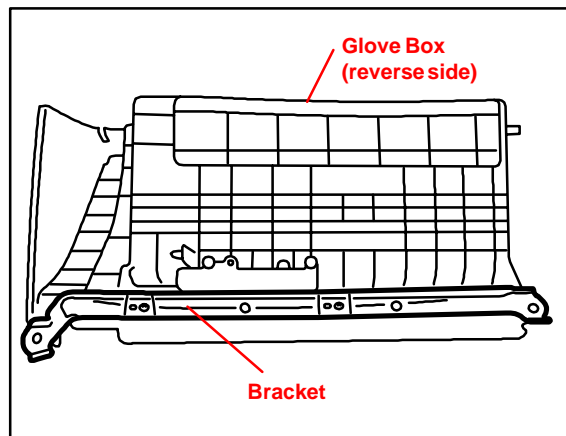
**Repair
Procedure**

1. Remove the glove box.
Refer to the Technical Information System (TIS) 2004 RX 330 Repair Manual: *Instrument Panel: Safety Pad Sub-assembly: Replacement.*



**Repair
Procedure**
(Continued)

2. Fit a felt piece to the bracket of the glove box as shown below.



3. Reinstall the glove box.